

FOLKLORE 4.0

Noelia Lázaro
González

Folklore 4.0 © 2026 by Noelia Lázaro
González is licensed under CC BY-NC-SA 4.0.
To view a copy of this license, visit
[https://creativecommons.org/licenses/by-nc-
sa/4.0/](https://creativecommons.org/licenses/by-nc-sa/4.0/)



CONTENIDOS PRIMER CICLO

Señor Don Gato

1º EP

Baa Baa Black


Sheep

2º EP

INTRODUCCIÓN

IDEA PRINCIPAL

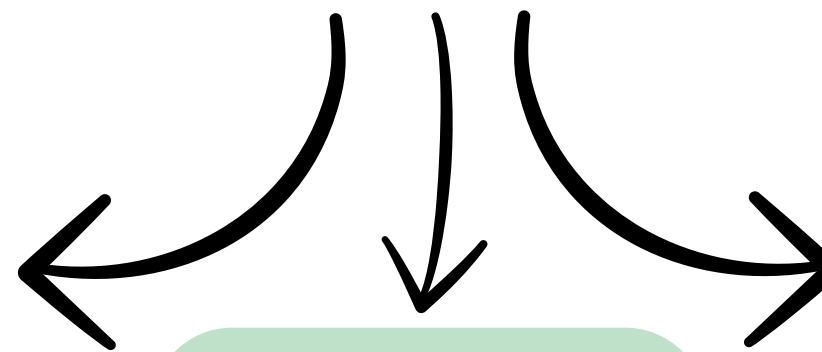
Aprendizaje de melodías y lectura de notas musicales con aplicación práctica en secuenciaciones de programación robótica (True True)



OBJETIVOS

LECTURA MUSICAL NO FORMAL

-Trabajar de forma manipulativa instrumentos y partituras para hacer accesible la lectura e interpretación de secuencias musicales.



TRABAJO VOCAL E INSTRUMENTAL

-Conocer y aprender canciones del repertorio folklórico.

-Perfeccionar la entonación y ejecución de secuencias melódicas sencillas

ROBÓTICA

-Aprender a programar órdenes melódicas sencillas de forma manipulativa con true true.

CÓDIGO DE COLOR

DO
1



RE
2



MI
3



FA
4



SOL
5








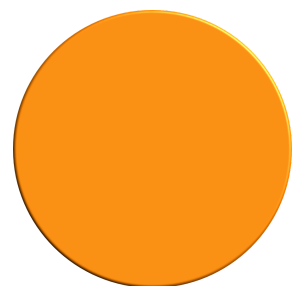

LA
6



SI
7



DO'
8



SEÑOR DON GATO



FRASE 1

1. Partitura de colores para seguir la melodía con campanas.
2. Ficha para colorear la partitura con el código de color.
3. Programación True True.



FRASE 2

1. Partitura de colores para seguir la melodía con campanas.
2. Ficha para colorear la partitura con el código de color.
3. Programación True True.



FRASE 3

1. Partitura de colores para seguir la melodía con campanas.
2. Ficha para colorear la partitura con el código de color.
3. Programación True True.



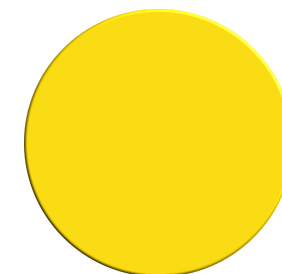

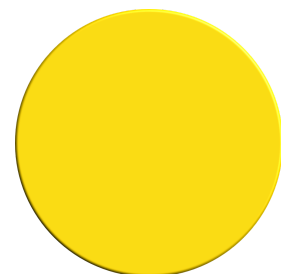

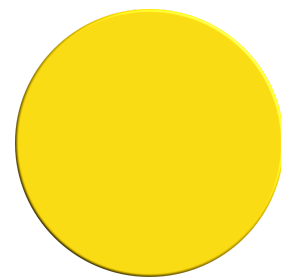




FRASE 4

1. Partitura de colores para seguir la melodía con campanas.
2. Ficha para colorear la partitura con el código de color.
3. Programación True True.

SEÑOR DON GATO

FRASE 1



SOL

MI

SOL

MI

SOL

MI

RE


DO

ESTABA EL SEÑOR DON GATO

SECUENCIA PARA TRUE-TRUE

SEÑOR DON GATO

FRASE 1



A sequence of eight cards for a musical phrase. Each card has a pink border and a colored top bar. The cards contain the following numbers and notes:


5	3	5	3	5	3	2	1
SOL	MI	SOL	MI	SOL	MI	RE	DO



COLOREA TU PARTITURA CON
LAS NOTAS SIGUIENDO EL
EJEMPLO

SEÑOR DON GATO

FRASE 1



SOL

MI

SOL

MI

SOL

MI









RE

DO

ESTABA EL SEÑOR DON GATO

SEÑOR DON GATO

FRASE 2



LA

FA

LA

FA

LA

SI

SOL


SOL

...SENTADITO EN SU TEJADO...

SECUENCIA PARA TRUE- TRUE

SEÑOR DON GATO









FRASE 2



COLOREA TU PARTITURA CON
LAS NOTAS SIGUIENDO EL
EJEMPLO

SEÑOR DON GATO

FRASE 2



LA

FA

LA

FA

LA

SI





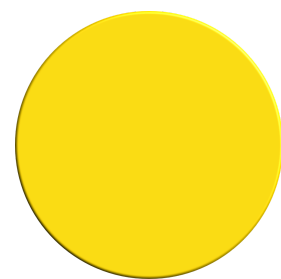


SOL

SOL

...SENTADITO EN SU TEJADO...

SEÑOR DON GATO

FRASE 3



FA

MI

FA

SOL

SOL


SOL

...MARRA MA MIAU, MIAU, MIAU...

SECUENCIA PARA TRUE- TRUE

SEÑOR DON GATO

FRASE 3



COLOREA TU PARTITURA CON
LAS NOTAS SIGUIENDO EL
EJEMPLO

SEÑOR DON GATO

FRASE 3



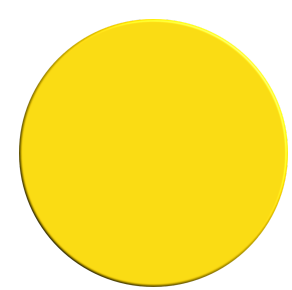







FA MI FA SOL SOL SOL

...MARRA MA MIAU, MIAU, MIAU...

SEÑOR DON GATO

FRASE 4



SOL

LA

SOL

LA

SOL

MI



RE

DO

...SENTADITO EN SU TEJADO.

SEÑOR DON GATO

FRASE 4



SOL

LA

SOL

LA

SOL

MI

RE


DO

...SENTADITO EN SU TEJADO.

SECUENCIA PARA TRUE- TRUE

SEÑOR DON GATO

FRASE 4



5 SOL 6 LA 5 SOL 6 LA 5 SOL 3 MI 2 RE 1 DO



BAA BAA BLACK SHEEP

FRASE 1

1. Partitura de colores para seguir la melodía con campanas.
2. Ficha para colorear la partitura con el código de color.
3. Programación True True.



FRASE 2

1. Partitura de colores para seguir la melodía con campanas.
2. Ficha para colorear la partitura con el código de color.
3. Programación True True.



FRASE 3

1. Partitura de colores para seguir la melodía con campanas.
2. Ficha para colorear la partitura con el código de color.
3. Programación True True.











FRASE 4

1. Partitura de colores para seguir la melodía con campanas.
2. Ficha para colorear la partitura con el código de color.
3. Programación True True.



BAA BAA BLACK SHEEP

FRASE 1



DO

DO

SOL

SOL

LA

SI

DO'


LA

SOL

BAA BAA BLACK SHEEP




BAA BAA BLACK SHEEP



COLOREA LAS NOTAS
SIGUIENDO EL EJEMPLO

FRASE 1



DO

DO

SOL

SOL

LA

SI

DO'

LA

SOL

BAA BAA BLACK SHEEP HAVE YOU ANY WOOL?

BAA BAA BLACK SHEEP


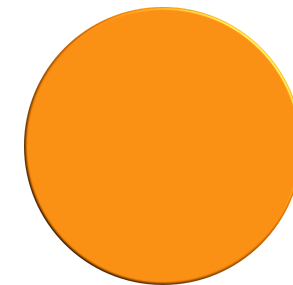
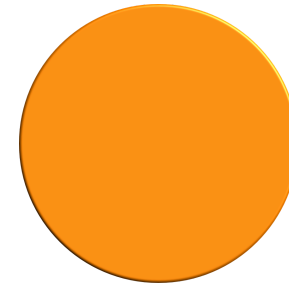
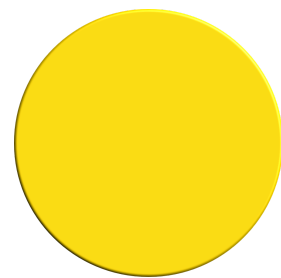



SECUENCIA PARA TRUE- TRUE

FRASE 1



BAA BAA BLACK SHEEP

FRASE 2



FA

FA

MI

MI

RE

RE

DO









YES SIR, YES SIR, THREE BAGS FULL



BAA BAA BLACK SHEEP

COLOREA LAS NOTAS
SIGUIENDO EL EJEMPLO

FRASE 2



FA

FA

MI

MI

RE

RE


DO

YES SIR, YES SIR, THREE BAGS FULL

BAA BAA BLACK SHEEP


SECUENCIA PARA TRUE- TRUE

FRASE 2




BAA BAA BLACK SHEEP


FRASE 3




SOL




SOL



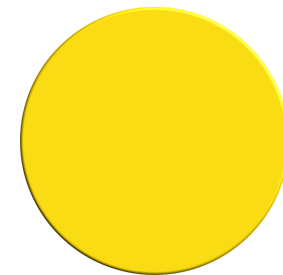
SOL



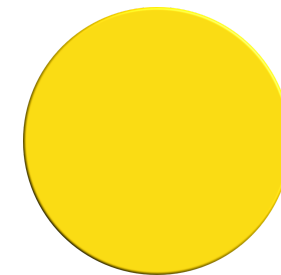
FA



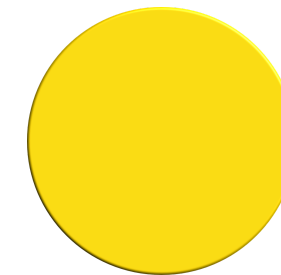
FA



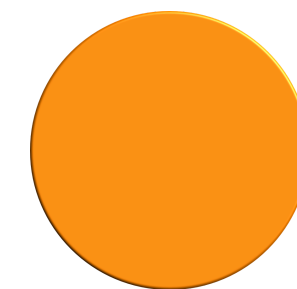
MI



MI



MI




RE

ONE FOR MY MASTER, ONE FOR MY DAME





















BAA BAA BLACK SHEEP



COLOREA LAS NOTAS
SIGUIENDO EL EJEMPLO

FRASE 3

ONE FOR MY MASTER, ONE FOR MY DAME

BAA BAA BLACK SHEEP

SECUENCIA PARA TRUE- TRUE



FRASE 3



5 SOL	5 SOL	5 SOL	4 FA	4 FA	3 MI	3 MI	3 MI	2 RE
----------	----------	----------	---------	---------	---------	---------	---------	---------




ONE FOR MY MASTER, ONE FOR MY DAME




BAA BAA BLACK SHEEP


FRASE 4




SOL




SOL




SOL




FA



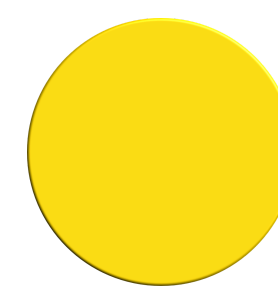
SOL



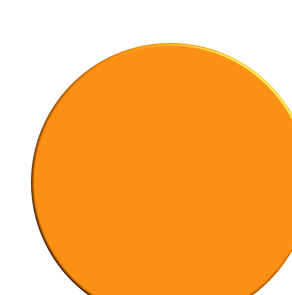
LA



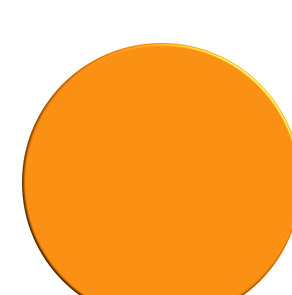
FA




MI



RE



RE




DO

ONE FOR THE LITTLE BOY WHO LIVES DOWN THE LANE



BAA BAA BLACK SHEEP

FRASE 4



SOL

SOL

SOL

FA

SOL

LA

FA

MI

RE

RE

DO

ONE FOR THE LITTLE BOY WHO LIVES DOWN THE LANE



BAA BAA BLACK SHEEP


SECUENCIA PARA TRUE- TRUE



FRASE 4



5 SOL 5 SOL 5 SOL 4 FA 5 SOL 6 LA 4 FA 3 MI 2 RE 2 RE 1 DO



ONE FOR THE LITTLE BOY WHO LIVES DOWN THE LANE





MUCHAS GRACIAS

